

## MEMBERSHIP PROFILE—ORGANIZATIONS

Overall, 54% of Jewish households in South Palm Beach are *associated* with the Jewish community in that someone in the household is a member of a synagogue, Jewish Community Center (JCC), or Jewish organization. The 54% is about average among about 40 comparison Jewish communities and compares to 57% in West Palm Beach, 54% in Miami, and 50% in Broward. The 54% compares to 51% nationally.

### Synagogue Membership

▣ According to the Telephone Survey, 33% (23,871 households) of households are current synagogue members, including 19% (13,578 households) who are members of a synagogue located in South Palm Beach.

▣ The 33% is well below average among about 55 comparison Jewish communities and compares to 39% in Miami, 30% in West Palm Beach, and 27% in Broward. The 33% compares to 36% in 1995. The 33% compares to 40% nationally.

▣ According to the Synagogue Survey, 13% (9,208 households) of households are current members of a synagogue located in South Palm Beach. The Telephone Survey implies that local synagogue membership is 6 percentage points higher than that suggested by the Synagogue Survey. Such a disparity is common in Jewish community studies.

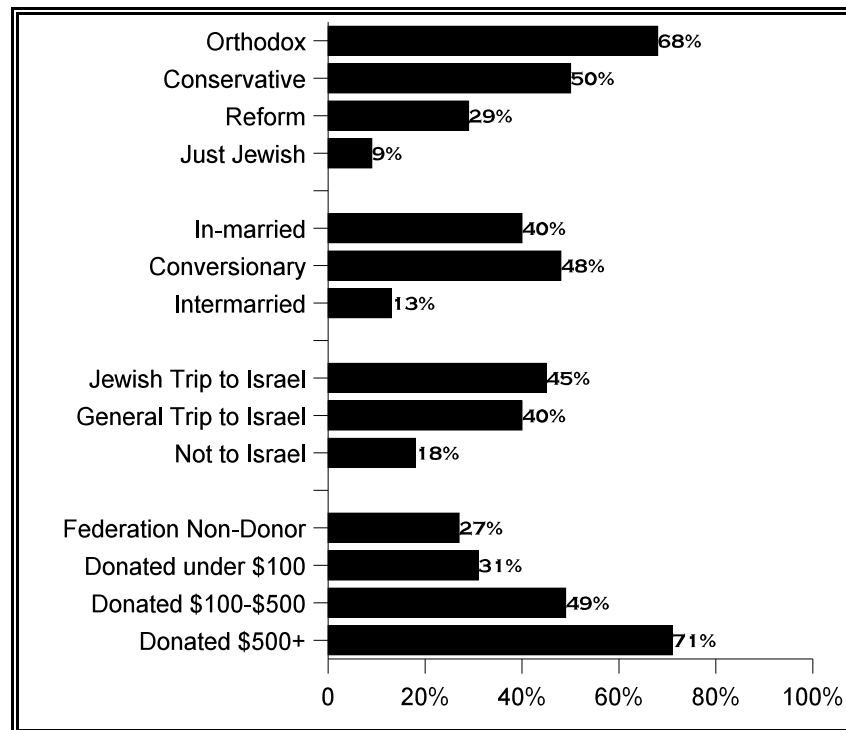

▣ Current synagogue membership is 46% of households with children. The 46% is well below average among about 35 comparison Jewish communities and compares to 64% in Miami, 40% in Broward, and 31% in West Palm Beach. The 46% compares to 37% in 1995. The 46% compares to 55% nationally.

▣ Current synagogue membership increases from 15% of households earning an annual income under \$25,000 to 27% of households earning \$25,000-\$50,000, 34% of households earning \$50,000-\$100,000, 42% of households earning \$100,000-\$200,000, and 65% of households earning \$200,000 and over.

▣ Current synagogue membership is 40% of in-married households and 48% of conversionary in-married households, compared to 13% of intermarried households. The 13% of intermarried households who are current synagogue members is the sixth lowest of about 40 comparison Jewish communities and compares to 13% in Miami, 11% in Broward, and 10% in West Palm Beach. The 13% compares to 9% in 1995. The 13% compares to 23% nationally.

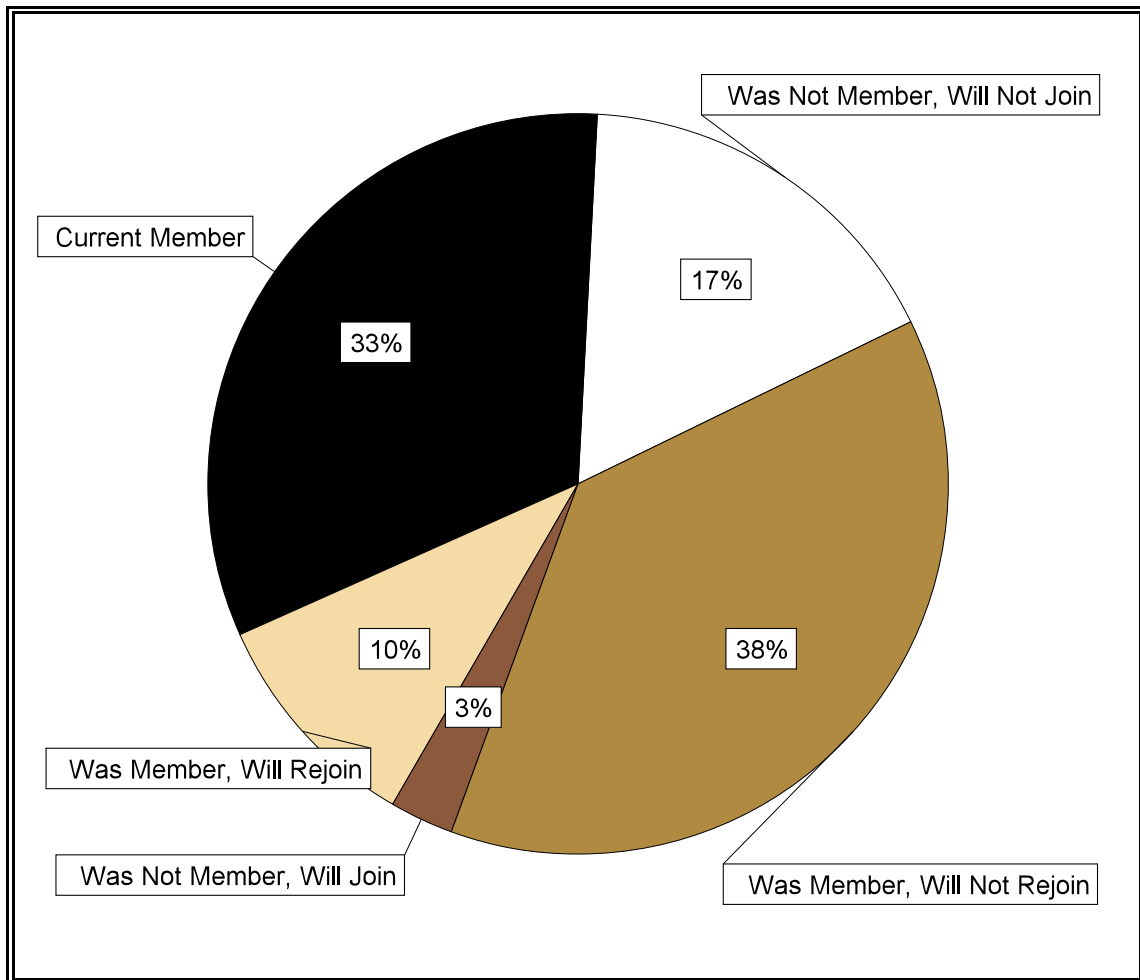
▣ 13% (9,198 households) of households definitely or probably plan to join a synagogue in the future, which represents 19% of synagogue non-member households.

# MEMBERSHIP PROFILE—ORGANIZATIONS



## CURRENT SYNAGOGUE MEMBERSHIP

# MEMBERSHIP PROFILE—ORGANIZATIONS



**Synagogue Membership**

# MEMBERSHIP PROFILE—ORGANIZATIONS

**TABLE 15**  
**CURRENT SYNAGOGUE MEMBERSHIP**  
**COMPARISON WITH OTHER COMMUNITIES**

Community	Year	%
Worcester	1986	60%
Tidewater	2001	58%
St. Paul	2004	56%
Essex-Morris	1998	56%
St. Louis	1995	56%
Minneapolis	2004	54%
Rochester	1999	54%
Pittsburgh	2002	53%
Hartford	2000	53%
Baltimore	1999	52%
Cleveland	1996	52%
Detroit	1989	52%
Dallas	1988	52%
Houston	1986	51%
Bergen	2001	50%
Columbus	2001	50%
Jacksonville	2002	49%
Palm Springs	1998	49%
Charlotte	1997	49%
Harrisburg	1994	49%
Monmouth	1997	48%
Milwaukee	1996	48%
Toronto	1990	48%
Boston	1995	47%
Westport	2000	46%
Wilmington	1995	46%
Sarasota	2001	45%
York	1999	45%
Richmond	1994	45%

Community	Year	%
Atlantic County	2004	44%
New York	2002	43%
Rhode Island	2002	43%
Chicago	2000	42%
St. Petersburg	1994	40%
<b>Miami</b>	2004	39%
Howard County	1999	38%
Washington	2003	37%
<b>West Palm Beach</b>	1999	37%
Denver	1997	37%
Philadelphia	1997	37%
Atlanta	1996	37%
Martin-St. Lucie	1999	36%
<b>South Palm Beach</b>	<b>1995</b>	<b>36%</b>
Los Angeles	1997	34%
Las Vegas	1995	34%
Orlando	1993	34%
<b>S PALM BEACH</b>	<b>2005</b>	<b>33%</b>
Tucson	2002	32%
<b>West Palm Beach</b>	2005	30%
San Diego	2003	29%
Phoenix	2002	29%
South Broward	1990	28%
<b>Broward</b>	1997	27%
San Francisco	2004	22%
Seattle	2000	21%
NJPS <sup>1</sup>	2000	40%

<sup>1</sup> NJPS 2000 data are for the *more Jewishly-connected sample*.

## MEMBERSHIP PROFILE—ORGANIZATIONS

▣ *Lifetime synagogue membership* is defined as the percentage of households who are members of a synagogue at some time during their adult lives. The 84% lifetime synagogue membership is the second highest of about 25 comparison Jewish communities and compares to 84% in West Palm Beach, 79% in Miami, and 76% in Broward. The 84% compares to 83% in 1995.

▣ *According to the Synagogue Survey*, 46% of the 9,809 synagogue member households who belong to a synagogue located in South Palm Beach, West Palm Beach, or northern Broward are members of a Conservative synagogue; 32%, a Reform synagogue; 19%, an Orthodox synagogue; and 4%, other synagogues.

▣ The 46% membership in Conservative synagogues is about average among about 30 comparison Jewish communities and compares to 54% in West Palm Beach, 51% in Broward, and 37% in Miami. The 46% compares to 53% in 1995. The 46% compares to 33% nationally.

▣ The 32% membership in Reform synagogues is below average among about 30 comparison Jewish communities and compares to 35% in Miami, 29% in Broward, and 28% in West Palm Beach. The 32% compares to 35% in 1995. The 32% compares to 39% nationally.

▣ The 19% membership in Orthodox synagogues is the fourth highest of about 30 comparison Jewish communities and compares to 26% in Miami, 16% in West Palm Beach, and 12% in Broward. The 19% compares to 12% in 1995. The 19% compares to 21% nationally.

### JCC Membership

▣ *According to the Telephone Survey*, 4% (2,920 households) of households are current members of the Levis JCC; another 5% are current members of a JCC located outside South Palm Beach.

▣ *According to the JCC Survey*, 4% (2,574 households) of households are current members of the Levis JCC. The Telephone Survey implies that JCC membership is 0.5 percentage points higher than that suggested by the JCC Survey. Such a disparity is common in Jewish community studies.

▣ The 4% who *reported* current membership in the local JCC is the third lowest of about 45 comparison JCCs and compares to 13% in Miami (Alper), 10% in Miami (Russell), 7% in West Palm Beach (Kaplan), 6% in Broward (Posnack), 5% in both West Palm Beach (Boynton Beach) and Miami (Miami Beach), and 1% in Broward (Soref). The 4% compares to 6% in 1995.

▣ 13% of households with children are current members of the Levis JCC. The 13% is well below average among about 40 comparison JCCs and compares to 33% in Miami (Russell), 23% in Miami (Alper), 19% in West Palm Beach (Boynton Beach), 14% in Broward (Posnack), 11% in West Palm Beach (Kaplan), 8% in Miami (Miami Beach), and 3% in Broward (Soref). The 13% compares to 25% nationally.

## MEMBERSHIP PROFILE—ORGANIZATIONS

▣ 50% of respondents in JCC non-member households reported no need for the services offered as the major reason for not joining a JCC; 14% reported cost; 7%, lack of time; 6%, distance from home; 4%, health reasons; 3%, old age; 3%, lack of information; 2%, lack of transportation; 2%, part-year household; 1%, quality of the program; and 9%, other reasons. The 50% who reported **no need for the services offered** is the sixth highest of about 35 comparison JCCs and compares to 55% in West Palm Beach (Boynton Beach), 54% in Broward (both Posnack and Soref), 49% in Miami (both Miami Beach and Russell), 45% in Miami (Alper), and 41% in West Palm Beach (Kaplan). The 50% compares to 45% in 1995. The 14% who reported **cost** is about average among the comparison JCCs and compares to 19% in Miami (Russell), 18% in Miami (Alper), 15% in Broward (Posnack), 12% in Broward (Soref), and 11% in both West Palm Beach (both Boynton Beach and Kaplan) and Miami (Miami Beach). The 14% compares to 18% in 1995. The 6% who reported **distance from home** is the third lowest of the comparison JCCs and compares to 18% in Miami (Alper), 15% in West Palm Beach (Kaplan), 11% in Broward (Posnack), 10% in Broward (Soref), 6% in Miami (Miami Beach), 5% in Miami (Russell), and 4% in West Palm Beach (Boynton Beach). The 6% compares to 15% in 1995.

▣ 6% of households are both synagogue and JCC members; 26% are synagogue members but are not JCC members; 3% are JCC members but are not synagogue members; and 64% are neither synagogue nor JCC members. (Note that for these data JCC membership is in any JCC, not just the Levis JCC.)

▣ 19% of households participated in or attended a social, recreational, or cultural program at the Levis JCC in the past year. The 19% is well below average among about 45 comparison JCCs and compares to 34% in Miami (Alper), 28% in Miami (Russell), 23% in West Palm Beach (Kaplan), 20% in West Palm Beach (Boynton Beach), 17% in Broward (Posnack), 16% in Miami (Miami Beach), and 5% in Broward (Soref). The 19% compares to 28% in 1995.

▣ 32% of households who are not members of any JCC (either in South Palm Beach or elsewhere) are members of a fitness facility or health club. The Levis JCC has an 11% market share of the fitness facility and health club market among Jewish households. The 11% is the second lowest of about 25 comparison JCCs and compares to 35% in Miami (Russell), 32% in Miami (Alper), 18% in Miami (Miami Beach), 17% in West Palm Beach (Kaplan), and 15% in West Palm Beach (Boynton Beach).

▣ 26% of households participated in or attended a program at one of the three JCCs (Levis, Boynton Beach, or Kaplan) in the past year.

### **Jewish Organization Membership**

▣ 40% of households are current members of a Jewish organization such as B'nai B'rith or Hadassah. The 40% is the seventh highest of about 35 comparison Jewish communities and compares to 43% in West Palm Beach, 37% in Broward, and 31% in Miami. The 40% compares to 52% in 1995. The 40% compares to 25% nationally.

## FEEL A PART OF THE JEWISH COMMUNITY

**J**ewish respondents in South Palm Beach were asked: “How much do you feel like you are a part of the Jewish community of Palm Beach County? Would you say very much, somewhat, not very much, or not at all?”

▣ The 61% who feel very much or somewhat a part of the local Jewish community is well above average among about 20 comparison Jewish communities and compares to 60% in Miami and 55% in West Palm Beach.

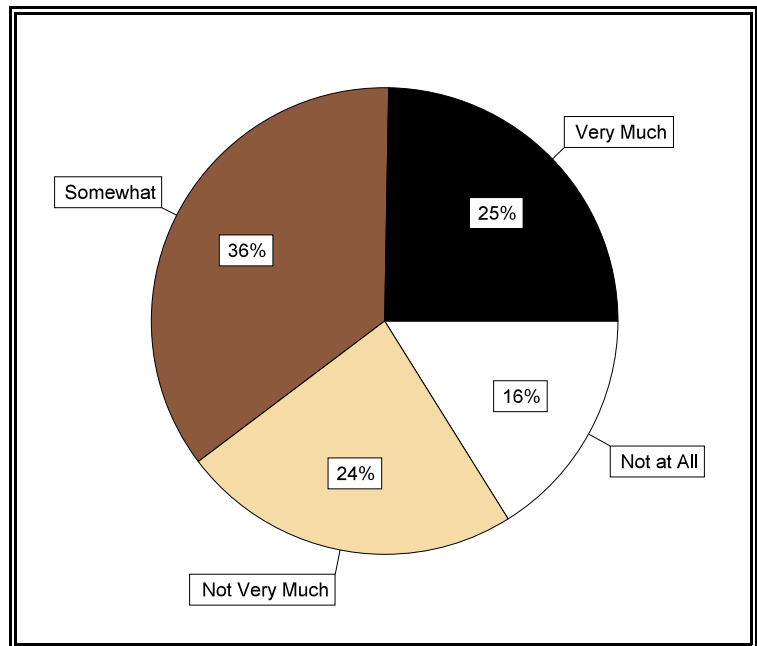
▣ The percentage of respondents who feel very much/somewhat a part of the Palm Beach County Jewish community is 60% in Central Boca, 59% in West Boca, 48% in East Boca, and 63% in Delray Beach.

▣ The percentage of respondents who feel very much/somewhat a part of the Palm Beach County Jewish community is 48% of respondents under age 35, 52% of respondents age 35-49, 48% of respondents age 50-64, 60% of respondents age 65-74, and 68% of respondents age 75 and over.

▣ 64% of respondents in in-married households and 48% of respondents in conversionary in-married households feel very much/somewhat a part of the Palm Beach County Jewish community, compared to 41% of *Jewish* respondents in intermarried households.

▣ 56% of *Jewish* respondents in intermarried households with Jewish children feel very much/somewhat a part of the Palm Beach County Jewish community.

▣ Respondents who feel that they are not very much or not at all a part of the Palm Beach County Jewish community were asked what one or two things would encourage them to become more a part of the South Palm Beach County Jewish community. 52% of the responses were that there was nothing the Jewish community could do to encourage them to be more active; 21%, if things were less expensive; 13%, if Jewish institutions were more welcoming; 11%, if there were more programs for their age group; and 3%, if Jewish institutions were closer to their homes. 3% of the responses were that they were part-year households and 2% were new to the area.



**Feel a Part of the Palm Beach County Jewish Community (Jewish Respondents)**